

PSY516 Spring 2023 Quiz File
Midterm

Question # 4 of 10 (start time: 11:45:24 AM, 30 May 2023)

Which of the following is interpreted as the percentage of scores in a reference group that falls below a particular raw score?

Select the correct option

[Reloading...](#)

- Standard scores
- Reference group
- Norm group
- Percentile rank

[Click to Save Answer & Move to Next Question](#)

Question # 5 of 10 (start time: 11:46:30 AM, 30 May 2023)

The goal of _____ is to focus on summarizing and explaining a specific set of data.

Select the correct option

reload Mat

- Population parameter
- Descriptive statistics
- Sample parameter
- Inferential statistics


Click to Save Answer & Move to Next


Question # 8 of 10 (Start time: 11:50:01 AM, 30 May 2023)

Total Marks: 1

The information about variable in the 'Data View' that it is left justified, right justified or centered is indicated by:

Select the correct option

 Reload Math Equations

- Spacing
- Size
- Alignment 
- Numbering

[Click to Save Answer & Move to Next Question](#)

Question # 8 of 10 (start time: 11:50:01 AM, 30 May 2023)

Total Marks: 1

The information about variable in the 'Data View' that it is left justified, right justified or centered is indicated by:

select the correct option

[Reload Math Equations](#)

- Spacing
- Size
- Alignment
- Numbering

[Click to Save Answer & Move to Next Question](#)

Question # 7 of 10 (start time: 11:48:36 AM, 30 May 2023)

Total Marks:

If the vertical lines are drawn at every point of straight line in frequency polygon, then by this way the frequency polygon is transformed into:

Select the correct option

[Related Math Equations](#)

- width diagram
- histogram
- length diagram
- Dimensional bar charts

[Click to Save Answer & Move to Next Question](#)

Question # 6 of 10 (start time: 11:47:21 AM, 30 May 2023)

Which type of research provides the strongest evidence about the existence of cause-and-effect relationships?

Select the correct option

- | | |
|----------------------------------|---------------------------|
| <input type="radio"/> | Non-experimental Research |
| <input checked="" type="radio"/> | Experimental Research |
| <input type="radio"/> | Observational Research |
| <input type="radio"/> | Correlation Research |

Click to Save Answer & M

PSY516 - Statistics in Psychology (Quiz 1)

Question # 9 of 10 (Start time: 11:51:03 AM, 30 May 2023)

For making frequency distribution, the number of classes used depends upon:

Select the correct option

Experiment condition

Size of responses

Size of class

Number of observations

Click to see


Question # 10 of 10 (start time: 11:51:54 AM, 30 May 2023)

Total Marks: 1

Alina used a cm scale to measure the length of her room carpet. A cm scale is an example of which one of the following kinds of scales?

Select the correct option

 Reload Math Equations

- Interval scale
- Ratio scale 
- Nominal scale
- Ordinal scale

[Click to Save Answer & Move to Next Question](#)



PSY516 - Statistics in Psychology (Quiz 1)

Question #1 of 10 (Start time: 11:54:43 AM, 30 May 2022)

The control charts and procedures of descriptive statistics which are used to enhance a procedure can be classified into which of these categories?

Select the correct option

- Behavioural tools
- Industry statistics
- Statistical tools
- Serial tools

Question # 2 of 10 (Starts time: 11:56:54 AM, 20 May 2022)

The data presented in the form of frequency data is known as:

Select the correct option

- Calculated data
- Secondary data
- Ungrouped data
- Grouped data

PSY516 - Statistics in Psychology (Quiz 1)

Question # 3 of 10 (Start time: 11:58:40 AM, 30 May 2023)

If the values of two variables move in the same direction, the correlation is said to be:

Select the correct option

- | | |
|----------------------------------|------------|
| <input type="radio"/> | Non-linear |
| <input checked="" type="radio"/> | Positive |
| <input type="radio"/> | Negative |
| <input type="radio"/> | Linear |

PSY516 - Statistics in Psychology (Quiz 1)

Question # 4 of 10 (Start time: 11:57:27 AM, 30 May 2023)

Cumulative frequency polygon can be used for the calculation of:


Select the correct option

- | | |
|----------------------------------|----------------|
| <input type="radio"/> | Geometric mean |
| <input type="radio"/> | Mean |
| <input checked="" type="radio"/> | Median |
| <input type="radio"/> | Mode |

Question # 5 of 10 (Start time: 11:58:12 AM, 30 May 2023)

Which analysis is known as non-statistical analysis?

Select the correct option

- | | |
|-----------------------|--|
| <input type="radio"/> | Qualitative Analysis  |
| <input type="radio"/> | Quantitative Analysis |
| <input type="radio"/> | Numerical Analysis |
| <input type="radio"/> | Mixed Analysis |

PSY516 – Statistics in Psychology (Quiz 1)

Question # 9 of 10 (Start time: 12:01:12 PM, 30 May 2023)

The most powerful research tool is a (an):

Select the correct option


- | | |
|----------------------------------|---------------------|
| <input checked="" type="radio"/> | Experiment |
| <input type="radio"/> | Survey |
| <input type="radio"/> | Correlational study |
| <input type="radio"/> | Case study |

PSY516 - Statistics in Psychology (Quiz 1)

Question # 8 of 10 (Start time: 12:00:31 PM, 30 May 2023)

Which of the following process is not required in an experimental research method

Select the correct option

- | | |
|-----------------------|----------------------|
| <input type="radio"/> | Manipulation |
| <input type="radio"/> | Controlling |
| <input type="radio"/> | Observation |
| <input type="radio"/> | Reference collection |
- 

PSY516 - Statistics in Psychology (Quiz 1)

Question # 6 of 10 (Start time: 11:59:14 AM, 30 May 2023)

What is the name of conceptual framework in which the research is carried out?

Select the correct option


- | | |
|----------------------------------|----------------------|
| <input type="radio"/> | Research paradigm |
| <input checked="" type="radio"/> | Research design |
| <input type="radio"/> | Research hypothesis |
| <input type="radio"/> | Synopsis of Research |

PSY516 - Statistics in Psychology (Quiz 1)

Question # 7 of 10 (Start time: 11:59:53 AM, 30 May 2023)

The minimum value in the class limit is called:

Select the correct option

- | | |
|-----------------------|-----------------|
| <input type="radio"/> | Secondary limit |
| <input type="radio"/> | Primary limit |
| <input type="radio"/> | Lower limit |
| <input type="radio"/> | Upper limit |
- 

PSY516 - Statistics in Psychology (Quiz 1)

Question # 10 of 10 (Start time: 12:02:46 PM, 30 May 2023)

In SPSS, what is the "Data Viewer"?

Select the correct option

- | | |
|----------------------------------|--|
| <input type="radio"/> | A dialog box that allows you to choose a statistical test |
| <input type="radio"/> | A screen in which variables can be defined and labeled |
| <input checked="" type="radio"/> | A spreadsheet into which data can be entered |
| <input type="radio"/> | A table summarizing the frequencies of data for one variable |

To get future Google Chrome updates, you'll need Windows 10 or later. This computer is using Windows 7.

Learn More

PSY516 - Statistics in Psychology (Quiz 1)

Quiz Start Time: 12:05 PM, 30 May 2023

Question # 10 of 10 (Start time: 12:10:48 PM, 30 May 2023)

Total Mark

Five-point Likert scales (strongly disagree, disagree, neutral, agree, strongly agree) are frequently used to measure motivations and attitudes. A Likert scale is a:

Select the correct option

Reload Math Equations

- Ordinal variable
- Categorical variable
- Discrete variable
- All of the above options

To get future Google Chrome updates, you'll need Windows 10 or later. This computer is using Windows 7.

PSY516 - Statistics in Psychology (Quiz 1)

Quiz Start Time: 12:05 PM

Question # 9 of 10 (Start time: 12:10:11 PM, 30 May 2023)

The information about variable in the 'Data View' that it is left justified, right justified or centered is indicated by:

Select the correct option

Reload Math Ed

- Numbering
- Size
- Alignment
- Spacing

Question # 8 of 10 (Start time: 12:09:31 PM, 30 May 2023)

Total M

Which of the following is interpreted as the percentage of scores in a reference group that falls below a particular raw score?

Select the correct option

Reload Math Equation

Standard scores

Percentile rank

Reference group

Norm group



Filters


Add a caption...




Question # 1 of 10 (start time: 11:41:59 AM, 30 May 2023)

For a Histogram based on a frequency distribution with unequal class intervals, the frequency of a class should be propor

Select the correct option

 Reload

- Area of the rectangle 
- Height of the rectangle
- Width of the rectangle
- Perimeter of the rectangle


Click to Save Answer & Move to N

PSY516 - statistics in Psychology (Quiz 1)

Question # 2 of 10 (start time: 11:43:11 AM, 30 May 2023)

The minimum value in the class limit is called:

Select the correct option

- | | |
|-----------------------|-----------------|
| <input type="radio"/> | Upper limit |
| <input type="radio"/> | Secondary limit |
| <input type="radio"/> | Lower limit |
| <input type="radio"/> | Primary limit |
- 



Which type of research provides the strongest evidence about the existence of cause-and-effect relationships?

Select the correct option

- Non-experimental Research
- Observational Research
- Experimental Research
- Correlation Research

Reload Math

Quiz

x +

← → ↻ vulms.vu.edu.pk/Quiz/QuizQuestion.aspx?ver=7d92e461-502c-4d95-b9c7-ac9ecce2a379

Cumulative frequency polygon can be used for the calculation of:

Select the correct option

Mode

Mean

Median

Geometric mean




In the Data View in the SPSS Data Editor, each row represents what?

Select the correct option

- A variable
- A missing value
- A data point
- A case

For a Histogram based on a frequency distribution with unequal class intervals, the frequency of a class should be proportional to

Select the correct option

 Reload Math Equations

- Width of the rectangle
- Perimeter of the rectangle
- Height of the rectangle
- Area of the rectangle



How is a variable name different from a variable label?

Select the correct option

- It is longer and more detailed
- It is abstract and unspecific
- It refers to codes rather than variables
- It is shorter and less detailed



Which analysis is known as non-statistical analysis?

Select the correct option

- Numerical Analysis
- Qualitative Analysis
- Quantitative Analysis
- Mixed Analysis

There is a myth that, Statistics is _____.


Select the correct option

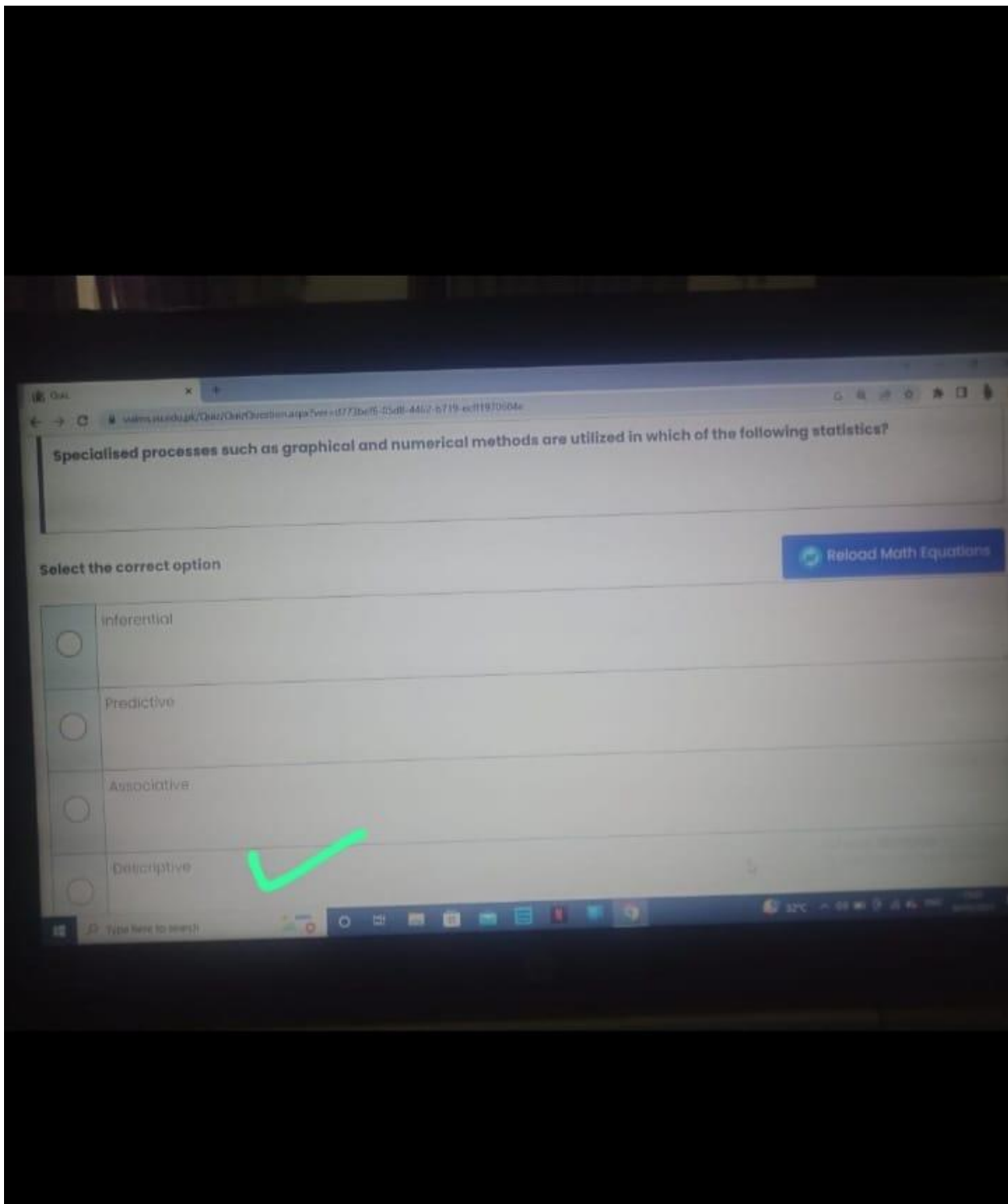
- English
- Economics
- Physics
- Math



In SPSS, what is the "Data Viewer"?

Select the correct option

- A spreadsheet into which data can be entered 
- A dialog box that allows you to choose a statistical test
- A screen in which variables can be defined and labeled
- A table summarizing the frequencies of data for one variable



Specialised processes such as graphical and numerical methods are utilized in which of the following statistics?

Reload Math Equations

Select the correct option

Inferential

Predictive

Associative

Descriptive

Quiz

vulms.vu.edu.pk/Quiz/QuizQuestion.aspx?ver=590ef115-5373-43b8-b33a-7cod15b9c393

A tabular arrangement for classifying the data into different groups is called

Select the correct option

- Standard deviation
- Class limit
- Arithmetic mean
- Frequency distribution

PSY516 - Statistics in Psychology (Quiz 1)

Question # 8 of 10 (Start time: 11:17:41 PM, 30 May 2023)

The distribution which has outliers with relatively lower values is considered as:

Select the correct option

- | | |
|-----------------------|--|
| <input type="radio"/> | Exploratory skewed |
| <input type="radio"/> | Experimentally skewed |
| <input type="radio"/> | Negatively skewed  |
| <input type="radio"/> | Positively skewed |


Question # 7 of 10 (Start time: 11:16:41 PM, 30 May 2023)

Total Marks: |

Which type of statistics uses the data to provide descriptions of the population, either through numerical calculations or graphs or tables?

Select the correct option

 Reload Math Equations

- Qualitative
- Descriptive 
- Quantitative
- Inferential

[Click to Save Answer & Move to Next Question](#)

The most powerful research tool is a (an):

Select the correct option


<input type="radio"/>	Survey
<input checked="" type="radio"/>	Experiment
<input type="radio"/>	Case study
<input type="radio"/>	Correlational study

Question # 4 of 10 (Start time: 11:14:18 PM, 30 May 2023)

Total

For a Histogram based on a frequency distribution with unequal class intervals, the frequency of a class should be proportional to:

Select the correct option



Width of the rectangle

Area of the rectangle

Perimeter of the rectangle

Height of the rectangle

[Click to Save Answer & Move to Next Que](#)

Question # 5 of 10 (Start time: 11:15:11 PM, 30 May 2023)

Total Mark

The science of collecting, organizing, presenting, analyzing and interpreting the data to assist in making more effective decisions is called:

Select the correct option

 Reload Math Equations

- Sample
- Parameter
- Population
- Statistics



[Click to Save Answer & Move to Next Question](#)

The goal of _____ is to focus on summarizing and explaining a specific set of data.

Select the correct option

- Inferential statistics
 - Sample parameter
 - Population parameter
 - Descriptive statistics
- 

Click to Save

Question # 2 of 10 (Start time: 11:12:26 PM, 30 May 2023)

Total Marks: 1

If the vertical lines are drawn at every point of straight line in frequency polygon, then by this way the frequency polygon is transformed into:

Select the correct option

[Reload Math Equations](#)

- Histogram
- Dimensional bar charts
- Length diagram
- Width diagram

[Click to Save Answer & Move to Next Question](#)


Question # 1 of 10 (Start time: 11:11:44 PM, 30 May 2023)

Total Marks: 1

Statistics is the backbone of _____.

Select the correct option

 Reload Math Equations

Research 

Economics

Mathematics

Computer

[Click to Save Answer & Move to Next Question](#)


Question # 10 of 10 (start time: 11:08:48 PM, 30 May 2023)

Total Marks: 1

Five-point Likert scales (strongly disagree, disagree, neutral, agree, strongly agree) are frequently used to measure motivations and attitudes. A Likert scale is a:

Select the correct option

 Reload Math Equations

- Ordinal variable
 - Discrete variable
 - Categorical variable
 - All of the above options
- 

Click to Save Answer & Move to Next Question



Question # 9 of 10 (**Start time: 11:07:52 PM, 30 May 2023**)

A Pie chart is represented by a:

Select the correct option

<input type="radio"/>	Square
<input type="radio"/>	Rectangle
<input checked="" type="radio"/>	Circle
<input type="radio"/>	Triangle



Question # 4 of 10 (start time: 11:03:18 PM, 30 May 2023)

Total Marks: 1

Which type of statistics uses the data to provide descriptions of the population, either through numerical calculations or graphs or tables?

Select the correct option

 Reload Math Equations

- Descriptive
- Inferential
- Quantitative
- Qualitative


[Click to Save Answer & Move to Next Question](#)

PSY516 - Statistics in Psychology (Quiz 1)

Question # 6 of 10 (**Start time: 11:05:14 PM, 30 May 2023**)

There is a myth that, Statistics is _____.

Select the correct option

- | | |
|-----------------------|---|
| <input type="radio"/> | Economics |
| <input type="radio"/> | Math  |
| <input type="radio"/> | English |
| <input type="radio"/> | Physics |

Question # 7 of 10 (start time: 11:05:59 PM, 30 May 2023)

Total Marks: 1

Which of the following is interpreted as the percentage of scores in a reference group that falls below a particular raw score?

Select the correct option

 Reload Math Equations

- Reference group
- Standard scores
- Percentile rank
- Norm group


[Click to Save Answer & Move to Next Question](#)

Question # 8 of 10 (**Start time: 11:07:02 PM, 30 May 2023**)

The minimum value in the class limit is called:

Select the correct option

<input type="radio"/>	Primary limit
<input type="radio"/>	Secondary limit
<input type="radio"/>	Upper limit
<input type="radio"/>	Lower limit



Question # 3 of 10 (Start time: 11:02:25 PM, 30 May 2023)

Major area of statistics today is concerned with drawing conclusions from _____.

Select the correct option

- | | |
|-----------------------|--------------|
| <input type="radio"/> | Calculations |
| <input type="radio"/> | Measurement |
| <input type="radio"/> | Samples |
| <input type="radio"/> | Analysis |
- 



PSY516 - Statistics in Psychology (Quiz 1)

Question # 2 of 10 (**start time: 11:01:18 PM, 30 May 2023**)

In the Data View in the SPSS Data Editor, each row represents what?

Select the correct option

- | | |
|-----------------------|-----------------|
| <input type="radio"/> | A data point |
| <input type="radio"/> | A variable |
| <input type="radio"/> | A missing value |
| <input type="radio"/> | A case |
- 



PSY516 - Statistics in Psychology (Quiz 1)

Question # 1 of 10 (**Start time: 10:59:59 PM, 30 May 2023**)

What is the key defining characteristic of experimental research?

Select the correct option

<input type="radio"/>	Manipulation of the independent variable
<input type="radio"/>	Extraneous variables are never present
<input type="radio"/>	A negative correlation usually exists
<input type="radio"/>	A positive correlation usually exists



Every time child sees the same sex parent wearing a certain kind of clothes, playing the fixed roles and doing the same chores, child is tend to develop

Select the correct option

- influence of parent
- impact of the environment
- Learning the style
- An association of gender roles


Not Confirm

Question # 9 of 10 (Start time: 11:18:28 PM, 30 May 2023)

Tot

Which of the following is interpreted as the percentage of scores in a reference group that falls below a particular raw score?

Select the correct option

 Reload Math Eq

Percentile rank

Standard scores

Reference group

Norm group



Click to Save Answer & Move to Next Qu