

Question No : 7 of 26

What-if analysis technique is used by _____

Answer (Please select your correct option)

Model Driven DSS

Correct (ZE+BA)

Data Driven DSS

Data Mining

Question No : 8 of 26

Distributing common information to every one may result in waste of time and confusion. Is it true?

Answer (Please select your correct option)

True

⤵

Correct (ZE+BA)

False

⤵

Question No : 9 of 26

Marks: 1 (Budgeted Time 1 Min)

Organizational culture is the specific collection of values and norms that are shared by people and groups in an organization and that control the way they interact with each other and with stakeholders outside the

Answer (Please select your correct option)

Sector

Country

Organization

Correct (ZE+BA)

Made By: Waqar Siddhu

Question No : 10 of 26

Information system must fulfill the needs of which of the following

Answer (Please select your correct option)

Customers

Employee

Business

Correct (ZE+BA)

Question No : 11 of 26

Which type of decision is one for which there may be several "right" answers and there is no precise way to get a right answer?

Answer (Please select your correct option)

Structured

Unstructured

Correct (ZE+BA)

Semi-Structured

m

Question No : 12 of 26

Which of the following phase of decision making process involves selecting a course of action from those available?

Answer (Please select your correct option)

Design

Choice

Correct (ZE+BA)

Implementation

Intelligence

Question No : 13 of 26

Operational level is formulation of new sales products, and identifying new sales opportunities

Answer (Please select your correct option)

True

False

Correct (ZE+BA)

Question No : 14 of 26

Using a decision support system involves an interactive analytical modeling process

Answer (Please select your correct option)

True

Correct (ZE+BA)

False

Question No : 15 of 26

Systems have collection of predefined _____ related to each other in a sequenced logical manner in order to collectively achieve the desired results.

Answer (Please select your correct option)

Procedures

Correct (ZE+BA)

Sequences

Policies

Made By: W

Question No : 16 of 26

Marks: 1 (Budgeted Time 1 Min)

Which of the following are knowledge workers who facilitate the development of information systems and computer applications by bridging the communications gap that exists between non-technical system users, and System designers and developers?

Answer (Please select your correct option)

System Analysts

Correct (ZE+BA)

Software Engineers

System Designers

Chief Executives

Made By: Waqar Siddhu

Question No : 17 of 26

With a _____ decision environment, there is the possibility of having very quick and very accurate feedback on the decision process.

Answer (Please select your correct option)

Closed System

Closed-loop

Correct (ZE+BA)

Open-loop

Made E

Question No : 18 of 26

Production subsystem needs to be linked with the marketing system to _____ right amount of product.

Answer (Please select your correct option)

Produce

Correct (ZE+BA)

Sale

Purchase

Question No : 19 of 26

The quality of decisions can be judged only once after they have been implemented.

Answer (Please select your correct option)

True

Correct (ZE+BA)

False

Question No : 20 of 26

_____ are run under direct supervision of family members.

Answer (Please select your correct option)

Small Organizations

Medium organizations

Correct (ZE+BA)

Large Organizations

Question No : 1 of 26

_____ is also known as information systems development or application development.

Answer (Please select your correct option)

PDLC

SDLC

Correct (ZE+BA)

DBLC

LCD

Question No : 2 of 26

Partial systems are successively built to produce a final total system in the following model.

Answer (Please select your correct option)

WaterFall

RAID

Iterative Model

Incremental Model

Correct (ZE+BA)

Question No : 3 of 26

Which of the following is not one of the phases of "Decision Making"?

Answer (Please select your correct option)

Intelligence

Design

Choice

None of the given options

Correct (ZE+BA)

Question No : 4 of 26

In _____ managers make all decisions

Answer (Please select your correct option)

Autocratic style

Correct (ZE+BA)

Participative

Mixed Style

Question No : 5 of 26

_____ is a set of defined set of instructions aimed to achieve goals

Answer (Please select your correct option)

Procedure

Correct (ZE+BA)

System

Organization

Question No : 6 of 26

Closed System depends on _____ and data.

Answer (Please select your correct option)

Internal resources

Correct (ZE+BA)

External resources

Procedures.

Question No : 4 of 26

_____ is a group of people organized to accomplish an overall goal

Answer (Please select your correct option)

System

Procedure

Organization

Correct (ZE+BA)

Question No : 5 of 26

_____ is the raw data entered in the computer system.

Answer (Please select your correct option)

Input element

Correct (ZE+BA)

Control Mechanism

Output System

Question No : 6 of 26

_____ is not connected with environment.

Answer (Please select your correct option)

Close system

Correct (ZE+BA)

Open system

Closed Loop System

Question No : 7 of 26

Which of the following increment in incremental model is usually the core product which addresses the basic requirements of the system?

Answer (Please select your correct option)

First

Correct (ZE+BA)

Second

Third

Wade B

Question No : 8 of 26

_____ sources materials in which the information from secondary sources has been digested.

Answer (Please select your correct option)

Primary

Tertiary

Correct (ZE+BA)

Secondary

Question No : 9 of 26

A hierarchical organization is structured in a way such that every entity in the organization, except one, is subordinate to a single other entity.

Answer (Please select your correct option)

True

Correct (ZE+BA)

False

made 1

Question No : 10 of 26

Decisions in which the decision maker must provide judgment, evaluation, and insights into the problem definition would be characterized as:

Answer (Please select your correct option)

Structured



Semi Structured



Unstructured



Correct (ZE+BA)

made

Question No : 11 of 26

Which of the following phase of decision making process involves checking the consequences of the decision made after implementation?

Answer (Please select your correct option)

Design

Choice

Implementation

Monitoring

Correct (ZE+BA)

Mad

Question No : 12 of 26

Evaluate recovery patterns, relevant costs involved is an example of monitoring

Answer (Please select your correct option)

True

Correct (ZE+BA)

False

Question No : 13 of 26

In which of the following models it is difficult to convince some customers that the evolutionary approach is controllable?

Answer (Please select your correct option)

Spiral **Correct (ZE+BA)**

WaterFall

Incremental

Iterative

Question No : 14 of 26

A system that is not connected with its environment is called _____

Answer (Please select your correct option)

Closed system

Correct (ZE+BA)

Open system

Open loop system

Question No : 15 of 26

The reports generated by the _____ are used for analytical decision making by the management.

Answer (Please select your correct option)

MIS

Correct (ZE+BA)

DSL

EIS

DSS

Question No : 16 of 26

Marks:

An integrated man-machine system for providing information to support the operations, management and decision making functions in an organization is called _____

Answer (Please select your correct option)

DDS

MIS

Correct (ZE+BA)

IS

Made By: *[Signature]*

Question No : 17 of 26

Accounting information system (AIS) is linked to all the information systems in an organization.

Answer (Please select your correct option)

True

Correct (ZE+BA)

False

Question No : 18 of 26

Decision making is the cognitive process of selecting a course of action from among multiple alternatives

Answer (Please select your correct option)

True

Correct (ZE+BA)

False

Every decision we take in daily life requires some sort of information about the alternatives available.

Answer (Please select your correct option)

True

Correct (ZE+BA)

False

_____ are run under direct supervision of family members.

Answer (Please select your correct option)

Small Organizations

Medium organizations

Correct (ZE+BA)

Large Organizations

Question No : 1 of 26

Which of the following models is good for large and complex systems?

Answer (Please select your correct option)

Spiral

Correct (ZE+BA)

Incremental

WaterFall

Iterative

Question No : 2 of 26

Which of the following phase of decision making process involves implementing the selected course of action?

Answer (Please select your correct option)

Intelligence

Design

Choice

Implementation

Correct (ZE+BA)

Question No : 3 of 26

Which of the following is not one of the phases of "Decision Making"?

Answer (Please select your correct option)

Intelligence

Design

Choice

None of the given options

Correct (ZE+BA)

Question No : 21 of 26

Marks: 2 (Budgeted Time 4 Min)

Suppose a software house is going to develop large and complex financial management software. The client's requirements are changing frequently over time and feedback is necessary at every step of development process. What do you suggest which software model, Waterfall or Spiral will best suits for developing this application?

Answer (Please [click here](#) to Add Answer)



Made By: Waqar Siddhu

Question No : 22 of 26

Marks: 2 (Budgeted Time 4 Min)

Write down any two characteristics of structured decisions.

Answer ([Please click here to Add Answer](#))




Made By: Waqar Siddhu

Question No : 23 of 26

Marks: 3 (Budgeted Time 6 Min)

How can feasibility study be applied in an organization?

Answer ([Please click here to Add Answer](#))




Made By: Waqar Siddhu

Question No : 24 of 26

Marks: 3 (Budgeted Time 6 Min)

Write down any three benefits of adopting Total Quality Management in an organization.

Answer ([Please click here to Add Answer](#))



Made By: Waqar Siddhu

Question No : 25 of 26

Marks: 5 (Budgeted Time 10 Min)

As we know that Waterfall and Spiral models can be used for software development. Suppose you are working as programmer in a software house and you have been given a task by your team lead to evaluate the above models and find out what is the relationship (at least one) and differences (at least two) between them.

Answer ([Please click here to Add Answer](#))



Made By: Manoj Sidhu

Question No : 26 of 26

Marks: 5 (Budgeted Time 10 Min)

"Power Motor Bikes" is a Motorcycle manufacturing company, this company has introduced Computer Aided Design (CAD) to assist in the creation of Motorcycle designs. Your task is to identify and list any five benefits this company can achieve by using Computer Aided Design.

Answer (Please [click here](#) to Add Answer)




Made By: **Waqar Siddique**

Question No : 21 of 26

Marks: 2 (Budgeted Time 4 Min)

Why Software development life cycle is considered as an on-going process?

Answer ([Please click here to Add Answer](#))




Made By: Waqar Siddhu

Question No : 22 of 26

Marks: 2 (Budgeted Time 4 Min)

Write down any two characteristics of structured decisions.

Answer ([Please click here to Add Answer](#))




Made By: Waqar Siddhu

Question No : 23 of 26

Marks: 3 (Budgeted Time 6 Min)

Suppose a ready made garment manufacturing factory decides to develop a financial application for its finance department. In your opinion, what aspects or criterion should be considered for this software product to be technically feasible? Mention any three of them.

Answer (Please [click here](#) to Add Answer)



Made By: Waqar Siddiqui

Question No : 26 of 26

Marks: 5 (Budgeted Time 10 Min)

Let us consider an organization XYZ in which all of the managers who are responsible for decision making are geographically dispersed or they are not available at one place at the same time, but still it is required to take combined and efficient decisions, identify that which type of system will help in efficient decision making in this case? Also list at least three characteristics of this system.

Answer (Please click here to Add Answer)



Made By: Waqar Sidhu

Question No : 25 of 26

Marks: 5 (Budgeted Time 10 Min)

Draw the Data Flow Diagram for student enrollment process of a Distance Learning University. The student enrollment process works as follow.

- The student sends an application form containing his/her personal details, and his/her desired course.
- The university checks the course availability and necessary academic qualifications of the student.
- If the course is available, the student will be enrolled in the course and the university confirms the enrollment by sending a confirmation letter to the student.
- If the course is unavailable, the student will be sent a rejection letter.

Answer ([Please click here to Add Answer](#))



Made By: Waqar Siddhu

Question No : 24 of 26

Marks: 3 (Budgeted Time 6 Min)

For each of the given below statements, identify the organizational model of decision making.

1. A model which is not rational, in which decisions are made on accidental basis.
2. A model in which managers attempt to gather more administrative and financial power.
3. A model in which organization does not choose and decide rational sense but uses a specific set of SOP.

Answer ([Please click here to Add Answer](#))



Made By: ~~Wagar Sidhu~~