

VU Book Shop

کتابوں کی فکر ختم، پڑھائی پر توجہ بڑھائیں!

- ✓ Verified Printed Handouts
- ✓ Fast Delivery All Over Pakistan
- ✓ Updated for Final Term
- ✓ One Click WhatsApp Order



Order Now: 0344-2023473



Visit: www.vubookshop.net

Your Study Partner for Every Semester!

ورچوئل یونیورسٹی کی کتابیں گھر بیٹھے آرڈر
کریں

ONE CLICK WHATSAPP ORDER

03442023473


PSY516 - Statistics in Psychology (Quiz 3)

Question # 1 of 10 (**Start time: 12:44:00 AM, 09 January**

In SPSS the dependent variable is also called as:

Select the correct option

<input type="radio"/>	Interdependent variable
<input type="radio"/>	Grouping variable
<input type="radio"/>	Test variable
<input type="radio"/>	Categorical variable




Question # 2 of 10 (Start time: 12:44:44 AM, 09 January 2024)

Which of the following statistics is used to test hypotheses about an unknown population mean?

Select the correct option

<input type="radio"/>	f-statistics
<input checked="" type="radio"/>	t- statistics
<input type="radio"/>	R statistics
<input type="radio"/>	z-statistics




Question # 3 of 10 (**Start time: 12:45:41 AM, 09 January 2024**)

Which of the following values of population is unchanged by the treatment?

Select the correct option

<input type="radio"/>	β
<input type="radio"/>	σ
<input type="radio"/>	μ
<input type="radio"/>	α



Question # 4 of 10 (**Start time: 12:46:47 AM, 09 January 2024**)

The power of a test is defined as the probability that the test will:

Select the correct option



Accept alternative hypothesis



Reject alternative hypothesis



Reject the null hypothesis



Accept the null hypothesis

Question # 5 of 10 (**Start time: 12:48:03 AM, 09 January 2024**)

In hypothesis testing it is assumed that the participants used in the study were selected:

Select the correct option

Evenly

Commonly

Specifically

Randomly



Question # 6 of 10 (Start time: 12:49:38 AM, 09 January 2024)

Total

Which of the following is assumed to remain same in hypothesis testing for the unknown population after treatment and before treatment?

Select the correct option

[Reload Math Equ](#)

Median

Mean

Mode

Standard deviation



Question # 7 of 10 (Start time: 12:51:44 AM, 09 January 2024)

Hypothesis testing procedure uses _____ to reach a conclusion about the population parameter.

Select the correct option

Population statistics

Test-Statistic

Sample statistics

Level of Significance



Question # 8 of 10 (Start time: 12:53:02 AM, 09 January 2024)

In which of the following designs research question is concerned with a mean difference between two sets of data?

Select the correct option

Rel

Paired sample -subject design

Repeated measure-subject design

Within-subject design


Between-subject design



Question # 9 of 10 (**Start time: 12:54:48 AM, 09 January 2024**)

All of the following factors can influence the power of a test, EXCEPT:

Select the correct option

<input type="radio"/>	Standard error	
<input type="radio"/>	One-tailed versus two-tailed test	
<input type="radio"/>	Alpha level	
<input type="radio"/>	Sample size	

Question # 10 of 10 (start time: 12:55:24 AM, 09 January 2024)

Total Mark

In research if two sets of data could come from two completely separate groups of participants. Which type of statistical tests will be appropriate for testing the tenability of null hypothesis?

Select the correct option



Reload Math Equations

Independent t-test



Wilcoxon T-test

Repeated measure

Post hoc test

Question # 1 of 10 (Start time: 10:26:19 PM, 09 January 2024)

Hypothesis testing procedure uses _____ to reach a conclusion about the population parameter.

Select the correct option



Level of Significance



Sample statistics



Population statistics



Test-Statistic

Question # 2 of 10 (**Start time: 10:27:51 PM, 09 January 2024**)

Differences between two groups of participants is assessed through:

Select the correct option

Simple Linear Regression

Two way ANOVA

Pearson Product Moment Correlation

Independent sample t-test




Question # 3 of 10 (**Start time: 10:28:59 PM, 09 January 2024**)

Alternative name of between-subject design is:

Select the correct option

<input type="radio"/>	Two way ANOVA
<input type="radio"/>	Repeated measure sample t-test
<input type="radio"/>	One way ANOVA
<input type="radio"/>	Independent sample t-test



Question # 4 of 10 (**Start time: 10:30:32 PM, 09 January 2024**)

The power of a test is defined as the probability that the test will:

Select the correct option

<input type="radio"/>	Accept alternative hypothesis
<input type="radio"/>	Accept the null hypothesis
<input type="radio"/>	Reject alternative hypothesis
<input type="radio"/>	Reject the null hypothesis



Question # 5 of 10 (**start time: 10:31:55 PM, 09 January 2024**)

Total M

T distribution is used to compute _____% confidence interval for the population mean based on smaller samples.

Select the correct option

 Reload Math Equation 90 95 99 97

Question # 6 of 10 (Start time: 10:32:59 PM, 09 January 2024)

Total M

Where would you look on an independent t-test output to identify whether there was a significant difference between the groups?

Select the correct option

 Reload Math Equations

The descriptive statistics box



T-test for equality of mean section



The F test



Levene's test column

Question # 7 of 10 (**Start time: 10:34:11 PM, 09 January 2024**)

Which of the following statistics is used to test hypotheses about an unknown population mean?

Select the correct option



f-statistics



z-statistics



t- statistics



R statistics

Question # 8 of 10 (Start time: 10:35:27 PM, 09 January 2024)

Which of the following scores formula for hypothesis testing requires more information than is usually available?

Select the correct option



z- scores



t-scores

X-scores

F-scores

Question # 9 of 10 (Start time: 10:36:29 PM, 09 January 2024)


Total Marks: 1

A group of 10 students was randomly drawn from class 12 and was given yoga training for three weeks. Their wellness life style was compared with another similarly selected group which did not undergo such training. Which type of statistical test will be appropriate for testing the tenability of null hypothesis?

Select the correct option

 Reload Math Equations

<input type="radio"/>	Sign test
<input type="radio"/>	Post hoc test
<input type="radio"/>	Wilcoxon T-test
<input type="radio"/>	Independent t-test




Question # 10 of 10 (**Start time: 10:37:35 PM, 09 January 2024**)

Which of the following statistics is important when interpreting an independent samples t-test?

Select the correct option

<input type="radio"/>	Descriptive statistics
<input type="radio"/>	T scores
<input type="radio"/>	Significance level
<input type="radio"/>	All of the following




Question # 1 of 10 (**Start time: 11:21:48 PM, 09 January 2024**)

Level of significance is also known as:

Select the correct option


<input type="radio"/>	Size of logical region
<input type="radio"/>	Size of acceptance region
<input type="radio"/>	Size of the rejection region
<input type="radio"/>	Size of significant region



Question # 2 of 10 (**Start time: 11:23:02 PM, 09 January 2024**)

A type I error is committed by rejecting:

Select the correct option


<input type="radio"/>	Null hypothesis when it is true	
<input type="radio"/>	Alternative hypothesis when it is true	
<input type="radio"/>	Alternative hypothesis when it is false	
<input type="radio"/>	Null hypothesis when it is false	

Question # 3 of 10 (**Start time: 11:24:19 PM, 09 January 2024**)

A type II error is committed by accepting a null hypothesis when:

Select the correct option


<input type="radio"/>	Null hypothesis when it is true
<input type="radio"/>	Alternative hypothesis when it is true
<input type="radio"/>	Alternative hypothesis when it is false
<input type="radio"/>	Null hypothesis when it is false



Question # 4 of 10 (**Start time: 11:25:09 PM, 09 January 2024**)

Type 1 error occurs when:

Select the correct option

<input type="radio"/>	We accept H_0 if it is false
<input type="radio"/>	We reject H_0 if it is true 
<input type="radio"/>	We reject H_0 if it is false
<input type="radio"/>	We accept H_0 if it is true

Question # 6 of 10 (**start time: 11:27:03 PM, 09 January 2024**)

Total

Where would you look on an independent t-test output to identify whether there was a significant difference between the groups?

Select the correct option

 Reload Math Equations

The F test



The descriptive statistics box



T-test for equality of mean section



Levene's test column




Question # 7 of 10 (Start time: 11:28:21 PM, 09 January 2024)

Total M

Which of the following power analysis programmes is used to determine the sample size and analyzing power in research studies?

select the correct option

 Reload Math Equat

Post hoc



Cohen's d



G Power



Eta squared



Question # 8 of 10 (**Start time: 11:29:31 PM, 09 January 2024**)

Which of the following scores formula for hypothesis testing requires more information than is usually available?

Select the correct option



F-scores



z- scores



X-scores



t-scores

Question # 9 of 10 (**Start time: 11:30:16 PM, 09 January 2024**)

In general, which of the following factors produces greater power for a hypothesis test?

Select the correct option

Independent observations

A larger sample



Standard error

Alpha level

Question # 10 of 10 (Start time: 11:31:24 PM, 09 January 2024)

Total Marks: 1

Statistical conclusion is a decision to accept or reject a null hypothesis. In which of the following steps of hypothesis testing, researchers draw a statistical conclusion?

Select the correct option

[Reload Math Equations](#)4th2nd3rd5th

Question # 1 of 10 (Start time: 10:32:15 PM, 10 January 2024)

Total Marks

Which of the following power analysis programmes is used to determine the sample size and analyzing power in research studies?

Select the correct option

[Reload Math Equation](#)

Eta squared

G Power



Cohen's d

Post hoc

Question # 2 of 10 (**Start time: 10:33:40 PM, 10 January 2024**)

Hypothesis testing procedure uses _____ to reach a conclusion about the population parameter.

Select the correct option



Test-Statistic

Level of Significance

Sample statistics



Population statistics

PSY516 – Statistics in Psychology (Quiz 3)

Question # 3 of 10 (**Start time: 10:34:44 PM, 10 January 2024**)

Differences between two groups of participants is assessed through:

Select the correct option

Pearson Product Moment Correlation

Simple Linear Regression

Two way ANOVA

Independent sample t-test



Question # 4 of 10 (Start time: 10:36:28 PM, 10 January 2024)

Total Marks:

Which of the following errors determine how much difference is reasonable to expect between a sample mean (M) and the population mean (μ)?

Select the correct option

[Reload Math Equations](#)

- | | |
|----------------------------------|----------------------------|
| <input type="radio"/> | Type II error |
| <input type="radio"/> | Type I error |
| <input type="radio"/> | Standard error of estimate |
| <input checked="" type="radio"/> | Standard error |



Question # 5 of 10 (start time: 10:37:57 PM, 10 January 2024)

To

In which of the following tests, when the variability for the population is not known, we use the sample variability in its place?

Select the correct option



Reload Math E

- | | |
|----------------------------------|---------------|
| <input type="radio"/> | z- test |
| <input type="radio"/> | F-test |
| <input checked="" type="radio"/> | t-test |
| <input type="radio"/> | Post hoc test |




Question # 6 of 10 (Start time: 10:39:33 PM, 10 January 2024)

Total

Which of the following is assumed to remain same in hypothesis testing for the unknown population after treatment and before treatment?

Select the correct option



Standard deviation



Median

Mode

Mean

Question # 7 of 10 (Start time: 10:40:44 PM, 10 January 2024)

Total Marks: 1

A group of 10 students was randomly drawn from class 12 and was given yoga training for three weeks. Their wellness life style was compared with another similarly selected group which did not undergo such training. Which type of statistical test will be appropriate for testing the tenability of null hypothesis?

Select the correct option



Reload Math Equations



Wilcoxon T-test



Post hoc test



Independent t-test



Sign test



Question # 8 of 10 (**Start time: 10:42:06 PM, 10 January 2024**)

The probability of Type 1 error is referred as:

Select the correct option



$1-\alpha$



β



α




$1-B$

Question # 9 of 10 (**Start time: 10:42:56 PM, 10 January 2024**)

A type I error is committed by rejecting:

Select the correct option

<input type="radio"/>	Null hypothesis when it is true	
<input type="radio"/>	Alternative hypothesis when it is true	
<input type="radio"/>	Null hypothesis when it is false	
<input type="radio"/>	Alternative hypothesis when it is false	

Question # 10 of 10 (**start time: 10:43:40 PM, 10 January 2024**)

In hypothesis testing which of the following errors occur when a researcher fails to reject a null hypothesis that is really false?

Select the correct option

 Reload Math

Standard error of estimate

Type I error

Type II error



Standard error

Question # 2 of 10 (Start time: 10:50:36 PM, 10 January 2024)

Total Mark

In research if two sets of data could come from two completely separate groups of participants. Which type of statistical tests will be appropriate for testing the tenability of null hypothesis?

Select the correct option

 Reload Math Equations

Wilcoxon T-test

Post hoc test

Repeated measure

Independent t-test



Question # 3 of 10 (**Start time: 10:51:33 PM, 10 January 2024**)

In hypothesis testing it is assumed that the values in the sample must consist of _____.

Select the correct option



Standard error



Independent observations



Standard deviation




Mean

Question # 4 of 10 (**Start time: 10:52:20 PM, 10 January 2024**)

Which of the following formulas is considered for a 95% confidence interval for a population mean?

Select the correct option

<input checked="" type="radio"/>	Sample mean \pm 2 standard errors	
<input type="radio"/>	Population mean \pm 1 standard errors	
<input type="radio"/>	Sample mean \pm 1 standard errors	
<input type="radio"/>	Population mean \pm 2 standard errors	

Question # 5 of 10 (Start time: 10:53:44 PM, 10 January 2024)

Total Mark

The independent-samples t-test compares the means between two unrelated groups on _____ dependent variable.

Select the correct option



Reload Math Equation

 Categorical Unambiguous Continuous Absolute

Question # 6 of 10 (Start time: 10:54:43 PM, 10 January 2024)

If the z-score is large enough to be in the critical region, then we reject the null hypothesis and concludes that the:

Select the correct option



Re

Treatment has no significant effect

Treatment has significant effect



Treatment has non-significant effect

Treatment effect is unknown

Question # 7 of 10 (start time: 10:56:22 PM, 10 January 2024)

Total Marks: 1

Statistical conclusion is a decision to accept or reject a null hypothesis. In which of the following steps of hypothesis testing, researchers draw a statistical conclusion?

Select the correct option

 Reload Math Equations 5th 3rd 2nd 4th

Question # 8 of 10 (**start time: 10:57:27 PM, 10 January 2024**)

Total M

Where would you look on an independent t-test output to identify whether there was a significant difference between the groups?

Select the correct option

[Reload Math Equat](#)

- The F test
- Levene's test column
- T-test for equality of mean section
- The descriptive statistics box



Question # 9 of 10 (Start time: 10:58:35 PM, 10 January 2024)

Total

T distribution is used to compute _____% confidence interval for the population mean based on smaller samples.

Select the correct option

 Reload Math Equ

90



99



97



95



Question # 10 of 10 (Start time: 10:59:26 PM, 10 January 2024)

Total Mark

Which of the following errors determine how much difference is reasonable to expect between a sample mean (\bar{M}) and the population mean (μ)?

Select the correct option



Reload Math Equations

Type I error

Standard error



Type II error

Standard error of estimate

Question # 4 of 10 (**start time: 12:44:24 PM, 10 January 2024**)

The power of a test is defined as the probability that the test will:

Select the correct option



Accept alternative hypothesis



Accept the null hypothesis



Reject alternative hypothesis



Reject the null hypothesis



Question # 1 of 10 (start time: 02:05:26 PM, 10 January 2024)

A researcher needs all of the following from a sample EXCEPT:

Select the correct option



Mean



Standard error



Number of observations



Standard deviation

Which of the following factors can reduce the chances of finding a significant treatment effect?

Select the correct option

Mean

Variability of the scores




Standard error

Standard error of estimate

Question # 4 of 10 (**start time: 02:08:55 PM, 10 January 2024**)

Alternative name of independent measures research design is:

Select the correct option

<input type="radio"/>	Paired sample -subject design
<input type="radio"/>	Repeated measure-subject design
<input type="radio"/>	Within-subject design
<input type="radio"/>	Between-subject design 

Question # 7 of 10 (start time: 02:11:23 PM, 10 January 2024)

In hypothesis testing a sample value in the critical region is very unlikely to occur when:

Select the correct option

Null hypothesis is false

Null hypothesis is true



Alternative hypothesis is false

Alternative hypothesis is true

In which of the following cases an independent-samples t-test would not be appropriate?

Select the correct option

Comparing men and women's IQ on one occasion

Comparing the attitudes of Eastern and Western individuals

Comparing students attitude change between the start and end of their degree

Comparing younger and older adults level of teamwork



Question # 2 of 10 (Start time: 04:12:16 PM, 10 January 2024)

In independent measures research design how many sets of data could come from completely separate groups of participants

Select the correct option

 Reload Math 4 2 5 3

Question # 2 of 10 (**Start time: 04:12:08 PM, 10 January 2024**)

An independent t-test can be used to asses:

Select the correct option



How many factors there are in questionnaire data



Differences between two groups of participants



Differences between scores obtained on two separate occasions from the same participants



Relationships between two ratio data sets

Question # 4 of 10 (start time: 04:14:26 PM, 10 January 2024)

In hypothesis testing which of the following scores generally decide about the rejection and acceptance of a hypothesis?

Select the correct option

 Reload M

z-scores



f-score

t-score

x-scores

Question # 5 of 10 (**Start time: 04:15:05 PM, 10 January 2024**)

Which of the following options is considered if the z-score is large enough to be in the critical region?

Select the correct option



Accept the null hypothesis



Reject the null hypothesis



Accept alternative hypothesis




Reject alternative hypothesis

Question # 8 of 10 (**Start time: 04:19:47 PM, 10 January 2024**)

A researcher needs all of the following from a sample EXCEPT:

Select the correct option

<input type="radio"/>	Mean
<input type="radio"/>	Number of observations
<input type="radio"/>	Standard error
<input type="radio"/>	Standard deviation



Question # 10 of 10 (Start time: 04:21:46 PM, 10 January 2024)

In hypothesis testing the alpha level determines the probability of which of the following errors?

Select the correct option



Standard error



Standard error of estimate



Type II error



Type I error



Question # 4 of 10 (Start time: 04:29:18 PM, 10 January 2024)

Which of the following tests requires assumptions about parameters?

Select the correct option



Kruskal Willis test



Parametric test



Non parametric test




Mann-Whitney-Wilcoxon

Question # 10 of 10 (start time: 11:27:11 PM, 10 January 2024)

Which of the following sample size is not considered as large enough when considering formula using population standard deviation/square root of sample size?

Select the correct option

 Reload Math

More than 60

Less than 50

Less than 25

More than 40



Which of the following is defined as the rule or formula to test a null hypothesis?

Select the correct option

<input type="radio"/>	Null statistic
<input type="radio"/>	Population statistic
<input type="radio"/>	Variance statistic
<input checked="" type="radio"/>	Test statistic

A t-test is a significance test that assesses:

Select the correct option



The medians of two dependent groups



The modes of two independent variables



The means of two independent groups



The standard deviation of three independent variables